

Advanced Contact Technology

Multi-Contact

MC

STÄUBLI GROUP

Solar*line*

Steckverbinder für erneuerbare Energie
Connectors for Renewable Energy













Catalogue for Installers

MC3 and MC4



N

Contents

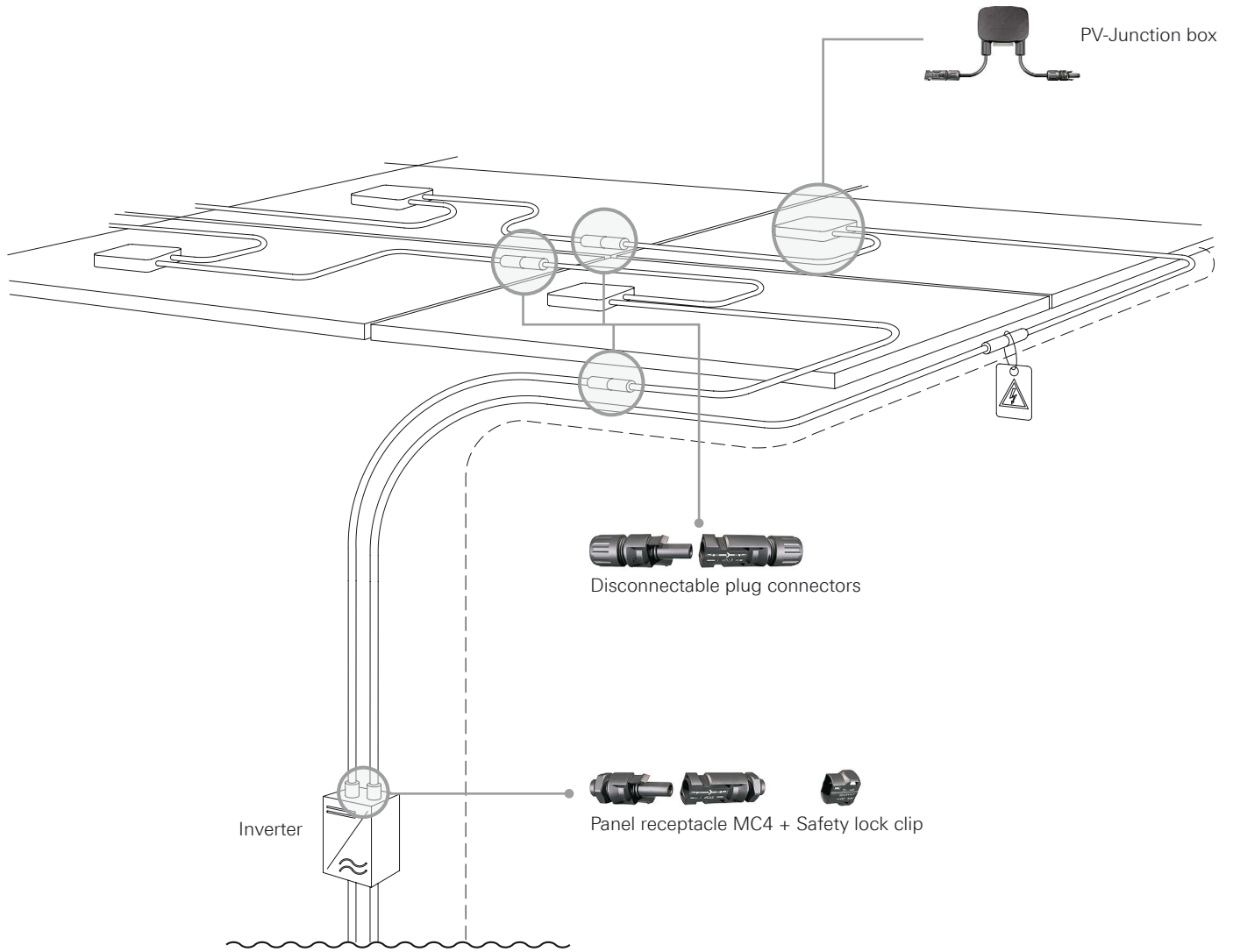
MC4		MC3		
4 – 5		9		Plug connectors Male and female PV-cable couplers Male and female PV-panel receptacles PV-Branch plugs and sockets
6 – 7		10		Accessories Safety lock clip Sealing caps Open end spanner Socket wrench inserts Test plug
7		10		Adapter leads PV-Adapter test leads PV-Adapter
8		11		Tools Assembly tools
12 – 13		12 – 13		Cables & cable assemblies Solar cable FLEX-SOL-XL PV-Cable assemblies PV-Cable assemblies according to customer request
14 – 15		14 – 15		Branch cable leads Branch cable leads PV-K/BC...

Safety note

Plug connectors that are not made by MC but can be mated with MC elements and are sometimes also described by their manufacturers as “MC compatible”, do not conform to the requirements for a safe electrical connection with long-term stability and for safety reasons may not be plugged together with MC elements. We therefore accept no liability if these connectors which are not approved by MC are mated with MC elements.

Connectors for Renewable Energy

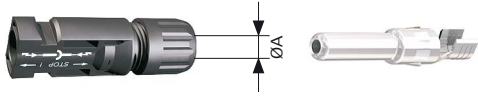
Installation examples with the MC4 system



Plug connectors MC4

Male and female cable couplers MC4 (including insulating part)

Male cable coupler ⊖



Female cable coupler ⊕



Cable cross section	Ø A (Cable outer diameter)	Male cable coupler Order No.	Female cable coupler Order No.	Rated current	Rated voltage	Approvals		
1,5 – 2,5 mm ²	3 – 6 mm	32.0011P0001-UR	32.0010P0001-UR	1,5 mm ² : 17 A 2,5 mm ² : 22,5 A	1500 V DC (IEC) ¹⁾ 1000 V DC (IEC) 600 V/1000 V DC (UL)	 		
1,5 – 2,5 mm ²	5,5 – 9 mm	32.0013P0001-UR	32.0012P0001-UR					
4 – 6 mm ²	3 – 6 mm	32.0015P0001-UR	32.0014P0001-UR	4 mm ² : 30 A ¹⁾ /39 A ²⁾ 6 mm ² : 30 A ¹⁾ /45 A ²⁾				
4 – 6 mm ²	5,5 – 9 mm	32.0017P0001-UR	32.0016P0001-UR					
10 mm ²	5,5 – 9 mm	32.0035P0001	32.0034P0001	43 A			1500 V DC (IEC) ¹⁾ 1000 V DC (IEC)	

Assembly tools see page 7

Assembly instructions **MA231**
www.multi-contact.com

Male and female panel receptacles MC4 (including insulating part)

Male panel receptacle



Female panel receptacle



Cable cross section	Male panel receptacle Order No.	Female panel receptacle Order No.	Rated current	Rated voltage	Approvals
1,5 – 2,5 mm ²	32.0077P0001-UR	32.0076P0001-UR	1,5 mm ² : 17 A 2,5 mm ² : 22,5 A	1000 V/1250 ³⁾ V DC (IEC) 600 V/1000 V DC (UL)	
4 – 6 mm ²	32.0079P0001-UR	32.0078P0001-UR	4 mm ² : 30 A ¹⁾ /39 A ²⁾ 6 mm ² : 30 A ¹⁾ /45 A ²⁾		

¹⁾ 2PFG2330: Only for use in PV-systems with restricted access locations

²⁾ Rated current 85 °C (IEC)

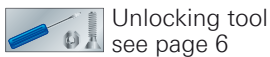
³⁾ in process

Male and female cable couplers MC4-EVO 3

Ready-made with cable. Can be unlocked only with special tool. TÜV 1000 V DC/1500 V DC ²⁾, UL 1000 V DC/600 V DC ²⁾.



Female cable coupler	Type	Male cable coupler	Conductor cross section		BETAflam® Solar 125 Flex UL 1000 V					Byson										
					Order No.	Rated current	Rated voltage	Colour of cable	Approvals	Order No.	Rated current	Rated voltage	Colour of cable	Approvals						
															mm ²	AWG	A	V DC	A	V DC
x			2,5	14	32.1188- ¹⁾	22	1500 (TÜV)		SAUBERT GEPÜFT TYPE APPROVED	32.1179- ¹⁾	22	1000 (UL)		SAUBERT GEPÜFT TYPE APPROVED						
		x	2,5	14	32.1189- ¹⁾	22				32.1180- ¹⁾	22									
x			4,0	12	32.1191- ¹⁾	30				1000 (UL)					SAUBERT GEPÜFT TYPE APPROVED	32.1182- ¹⁾	30	1000 (TÜV) (UL)		SAUBERT GEPÜFT TYPE APPROVED
		x	4,0	12	32.1192- ¹⁾	30										32.1183- ¹⁾	30			
x			6,0	10	32.1194- ¹⁾	30				1000 (UL)					SAUBERT GEPÜFT TYPE APPROVED	32.1185- ¹⁾	30	1000 (TÜV) (UL)		SAUBERT GEPÜFT TYPE APPROVED
		x	6,0	10	32.1195- ¹⁾	30										32.1186- ¹⁾	30			
FLEX-SOL-XL																				
x			4,0	12	32.1164- ¹⁾ *	30	1000 (TÜV)		SAUBERT GEPÜFT TYPE APPROVED											
		x	4,0	12	32.1165- ¹⁾ *	30														
x			6,0	10	32.1167- ¹⁾ *	30														
		x	6,0	10	32.1168- ¹⁾ *	30														



Unlocking tool see page 6

PV-Branch plugs and sockets MC4

For safe and simple parallel- or serialparallel connection of PV-modules. Pluggable with single-pole MC PV-cable coupler MC4.

Male cable coupler

Female cable coupler



Male cable coupler Order-No.	Female cable coupler Order-No.	Rated current	Rated voltage
32.0019	32.0018	30 A	1000 V (IEC)

* Add the desired colour code

¹⁾ Please indicate cable length in cm; cable lengths on request.

²⁾ Depending on cable type

Accessories MC4

Safety lock clip MC4

The pluggable safety lock clip secures the PV plug connection and can only be unlocked with the tools (see below).



Order-No.	Description	See assembly instructions
32.5280	Safety lock clip MC4	Assembly instructions MA252 www.multi-contact.com

Sealing caps MC4

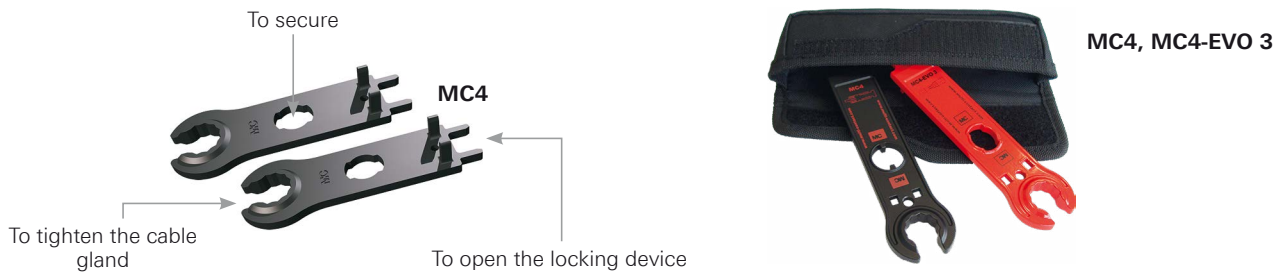
Sealing caps made from TPE for tight sealing of unplugged PV connectors.



For plug side	For socket side	Description
32.0717	32.0716	Sealing cap MC4, without cord

Open-end spanner and unlocking tool MC4 and MC4-EVO 3

To tighten and unscrew the cable gland and to open the locking device.



Order-No.	suitable for	Description	See assembly instructions
32.6024	MC4	Open-end spanner set (2 open-end spanners, plastics)	MA231, MA232, MA260
32.6058	MC4, MC4-EVO 3	Unlocking tool, incl. belt pouch (2 open-end spanners, metal)	MA270

Socket wrench inserts MC4

MC recommend these socket wrench inserts for a simple and safe assembly of the panel receptacle.



Order-No.	Description	See assembly instructions
32.6006	Socket wrench insert to tighten (MC3, MC4)	Assembly instructions MA232 www.multi-contact.com
32.6026	Socket wrench insert to secure (MC4)	

Test plug PV-PST

This test plug is used to control the correct engagement of the contact in the insulation.




Order-No.	Description	See assembly instructions
32.6028	Test plug	Assembly instructions MA231, MA232 www.multi-contact.com

PV-Adapter leads MC4

Male and female PV-Adapter test leads MC4

One end with MC4 PV Plug connector, other end with Ø 4mm safety plug for measuring instruments for safe current and voltage-measuring on PV-modules and systems.



Male adapter test lead Order-No.	Female adapter test lead Order-No.	Rated current	Rated voltage	Cable cross section
32.1199-150* 21 22	32.1198-150* 21 23 29	19 A	1000 V	1 mm ²

* Add the desired colour code

PV-Adapter MC3/MC4

To interconnect the two MC PV-Plug connector systems MC3 and MC4.



1 PV Adapter-MC4/MC3 Order-No.	2 PV Adapter-MC3/MC4 Order-No.	Rated current	Rated voltage
32.6096	32.6097	20 A	1000 V

Tools MC4

Stripping pliers

With length stop for conductor cross sections 4 mm², 6 mm² and 10 mm². Specially adapted for the FLEX-SOL-XL PV cable, for stripping small cable quantities on the site. An additional insert can be ordered for conductor cross sections of 1,5 mm², 2,5 mm², 4 mm² and 6 mm².




Cable cross section mm ²	Order-No.	See assembly instructions
4/6/10	32.6027-410	Assembly instructions MA231, MA232 www.multi-contact.com

Accessories

1 Insert for cable cross section 1,5/2,5/4/6 mm ²	32.6057-156	2 Insert for cable cross section 4/6/10 mm ²	32.6057-410
---	-------------	--	-------------

Crimping pliers MC4¹⁾

Crimping pliers incl. locator and insert.



Cable cross section mm ²	Order-No.	See assembly instructions
1,5/2,5/4	32.6020-18100	Assembly instructions MA251 www.multi-contact.com
2,5/4/6	32.6020-19100	
4/10	32.6020-20100	

Accessories

1 Insert for cable cross section 1,5/2,5/4 mm ²	32.6021-18100	3 Insert for cable cross section 4/10 mm ²	32.6021-20100
2 Insert for cable cross section 2,5/4/6 mm ²	32.6021-19100	4 Locator MC4	32.6040

¹⁾ With exchanged locator and insert also suitable for MC3

Tool case MC4

Tool case contains:

- 1** Crimping pliers MC4 (32.6020-19100)
- 2** Open end spanner set MC4
- 3** Plastic box

Optional:

- 4** Stripping pliers (Ref. 32.6027-410)
- 5** Socket wrench insert to tighten (Ref. 32.6006)
- 6** Socket wrench insert to secure (Ref. 32.6026)
- 7** Insert 4 mm²/10 mm² (Ref. 32.6021-20100)

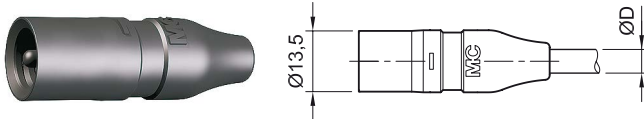


Description	Order-No.	Tool case dimensions (mm)		
		width	depth	height
Tool case MC4	32.6019	345	275	90

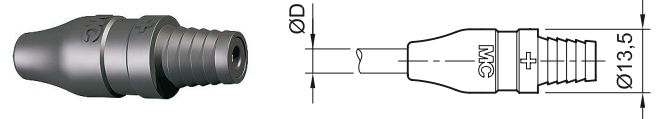
Plug connectors MC3

Male and female cable couplers MC3

Male cable coupler ⊖



Female cable coupler ⊕



Cable cross section	Ø D (Cable outer diameter)	Male cable coupler Order No.	Female cable coupler Order No.	Rated current	Rated voltage	Approvals
2,5 – 4 mm ²	3,2 – 4,8 mm	32.0001-UR	32.0000-UR	20 A	1000 V DC (IEC) 600 V DC (UL)	
	4,9 – 7,1 mm	32.0003-UR	32.0002-UR			
	6,5 – 9,0 mm	32.0005-UR	32.0004-UR			
6 mm ²	6,5 – 9,0 mm	32.0007-UR	32.0006-UR	30 A	1000 V DC (IEC)	
6 mm ²	4,9 – 7,1 mm	32.0063	32.0062	30 A		
10 mm ²	6,5 – 9,0 mm	32.0033	32.0032	43 A		

Assembly tools see page 11

Assembly instructions **MA207**
www.multi-contact.com

Male and female panel receptacles MC3

Male panel receptacle



Female panel receptacle



Cable cross section	Male panel receptacle Order No.	Female panel receptacle Order No.	Rated current	Rated voltage
2,5 – 4 mm ²	32.0053P0001	32.0052P0001	20A	1000V DC

PV-Branch plugs and sockets MC3

For safe and simple parallel- or serialparallel connection of PV-modules.



Branch plug Order No.	Branch socket Order No.	Rated current	Rated voltage	Approvals
32.0009-UR	32.0008-UR	30 A	1000 V DC (MC), 600 V DC (UL)	

¹⁾ For UL-certified products, only assembly tool PV-RWZ3 may be used. It may be used for the assembly of cables with an outside diameter of up to 7,6mm.

Accessories MC3

Sealing caps MC3

Sealing caps made from TPE for tight sealing of unplugged PV connectors. To prevent loss, simply push the strap loop over the cable connector.




For plug side	For socket side	Description
32.0711	32.0710	Sealing caps MC3, with cord
32.0721	32.0720	Sealing caps MC3, without cord

PV-Adapter leads MC3

PV-Adapter test leads MC3

One end with MC3 PV plug connector, other end with Ø 4 mm safety plug for measuring instruments for safe current and voltage-measuring on PV-modules and systems.

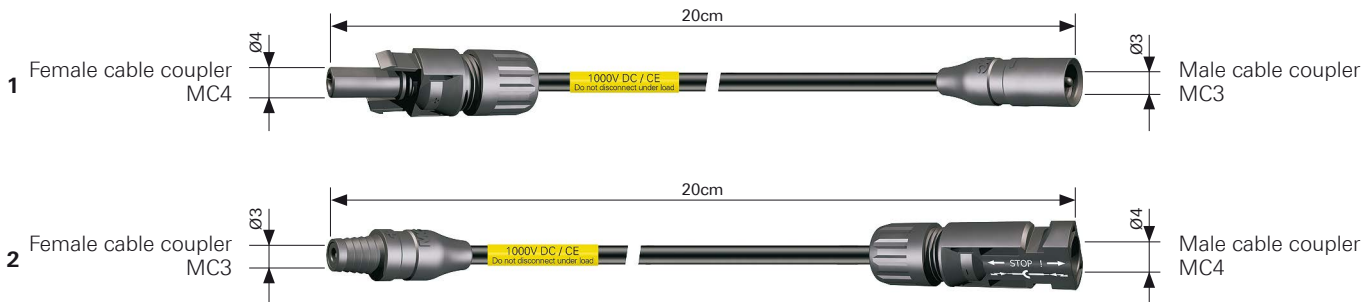


Male adapter test lead Order-No.	Female adapter test lead Order-No.	Rated current	Rated voltage
32.1099-150* 21 22	32.1098-150* 21 23 29	19 A	1000 V

* Add the desired colour code

PV-Adapter MC3/MC4

To interconnect the two MC PV-Plug connector systems MC3 and MC4.



1 PV Adapter-MC4/MC3 Order-No.	2 PV Adapter-MC3/MC4 Order-No.	Rated current	Rated voltage
32.6096	32.6097	20 A	1000 V

Tools MC3

Stripping pliers

With length stop for different conductor cross sections. Specially adapted for the FLEX-SOL-XL PV-cable.



1

Crimping pliers MC3


For flexible cable only (class 5 and 6).



2

Crimping pliers MC3

Incl. locator and insert.



3

4

5

	For cable cross sections mm ²	Order-No.	See assembly instructions
1	1,5/2,5/4/6	32.6027-156	MA207, MA223, MA232, MA259, MA260
2	2,5/4	32.6008	MA207, MA223
3	2,5/4/6	32.6020-16100A	MA251

Accessories

4	Insert for cable cross section 2,5/4/6 mm ²	32.6021-16100	5	Locator MC3	32.6039
---	--	---------------	---	-------------	---------

Assembly device MC3 (incl. spindles)

For assembly of the male and female cable coupler, incl. tapered spindles. Suitable for on-site use. Only the tool pos.1 may be used for the assembly of UL-approved products.



1




2

	Description	Order-No.	See assembly instructions
1	Assembly device, for cable cross sections 2,5 – 6 mm ²	32.6050	MA207, MA259
2	Assembly device, for cable cross sections 2,5 – 10 mm ²	32.6060	MA268

Tool case MC3

Tool case contains:

- 1 Assembly instructions
- 2 Assembly device (Order-No. 32.6050)
- 3 Crimping pliers MC3 (Order-No. 32.6008)



A

Tool case contains:

- 1 Assembly instructions
- 2 Assembly device (Order-No. 32.6050)
- 3 Crimping pliers MC3/MC4 (Order-No. 32.6020-16100A)



B



Description	Order-No.	Tool case dimensions (mm)		
		width	depth	height
A Tool case MC3	32.6029	458	315	155
B Tool case MC3	13 00 591	458	315	155

Cables & cable assemblies

Solar cable FLEX-SOL-XL










The single-pole, double insulated solar cable FLEX-SOL-XL was particularly designed for photovoltaic applications. The cable is TÜV certified and fulfills the latest quality standards.



Type	 Order-No. Cardboard box		 Order-No. Spool		Conductor cross section	Outer-Ø	Rated current ¹⁾	Conductor resistance/20 °C	Rated voltage	Colours
	Order-No.	m	Order-No.	m						
FLEX-SOL-XL 2,5	62.7426-110*	150	62.7426-910*	700	2,5	5,1	41	7,7	1000	21
FLEX-SOL-XL 4,0	62.7427-110*	100	62.7427-910*	500	4,0	5,8	55	4,75	1000	
FLEX-SOL-XL 6,0	62.7428-110*	75	62.7428-910*	400	6,0	7,0	70	3,39	1000	
FLEX-SOL-XL 10	62.7429-110*	50	62.7429-910*	200	10	8,2	98	1,91	1000	










PV-Cable assemblies MC4

We recommend Multi-Contact's various PV-connectors and cable assemblies for safe and professional cabling.

Ordering Information					Cable
Type	Order-No.	Female ⊕	Cable type	Male ⊖	Colours
	32.1133- ²⁾ *	×	FLEX-SOL-XL 4,0 (4 mm ²)		21
	32.1134- ²⁾ *		FLEX-SOL-XL 4,0 (4 mm ²)	×	
	32.1135- ²⁾ *	×	FLEX-SOL-XL 4,0 (4 mm ²)	×	
	32.1136- ²⁾ *	×	FLEX-SOL-XL 6,0 (6 mm ²)		
	32.1137- ²⁾ *		FLEX-SOL-XL 6,0 (6 mm ²)	×	
	32.1138- ²⁾ *	×	FLEX-SOL-XL 6,0 (6 mm ²)	×	

PV-Cable assemblies MC3

We recommend Multi-Contact's various PV-connectors and cable assemblies for safe and professional cabling.

Ordering Information					Cable
Type	Order-No.	Female ⊕	Cable type	Male ⊖	Colours
	32.1063- ²⁾ *	×	FLEX-SOL-XL 4,0 (4 mm ²)		21
	32.1064- ²⁾ *		FLEX-SOL-XL 4,0 (4 mm ²)	×	
	32.1065- ²⁾ *	×	FLEX-SOL-XL 4,0 (4 mm ²)	×	
	32.1066- ²⁾ *	×	FLEX-SOL-XL 6,0 (6 mm ²)		
	32.1067- ²⁾ *		FLEX-SOL-XL 6,0 (6 mm ²)	×	
	32.1068- ²⁾ *	×	FLEX-SOL-XL 6,0 (6 mm ²)	×	

* Add the desired colour code

¹⁾ Nominal current up to +60 °C ambient temperature according to DIN VDE 0298, part 4

²⁾ Length in cm, please indicate

Cable assemblies

Quantity	Order	Quotation	Reference
Side 1		Side 2	
<p>MC3</p> <p><input type="checkbox"/> PV-KBT3 </p> <p><input type="checkbox"/> PV-KST3 </p> <p><input type="checkbox"/> PV-ADBP3 </p> <p><input type="checkbox"/> PV-ADSP3 </p>	<p>Cable</p> <p>Cable cross section (mm²): 5 cable types</p> <p><input type="checkbox"/> 2,5 <input type="checkbox"/> 4 <input type="checkbox"/> 6 <input type="checkbox"/> 10</p> <p>Length of cable:</p> <p><input type="text"/> cm</p>		<p>MC3</p> <p><input type="checkbox"/> PV-KBT3 </p> <p><input type="checkbox"/> PV-KST3 </p> <p><input type="checkbox"/> PV-ADBP3 </p> <p><input type="checkbox"/> PV-ADSP3 </p>
<p>MC4</p> <p><input type="checkbox"/> PV-KBT4 </p> <p><input type="checkbox"/> PV-KST4 </p> <p><input type="checkbox"/> PV-ADBP4-S2 </p> <p><input type="checkbox"/> PV-ADSP4-S2 </p>			<p>MC4</p> <p><input type="checkbox"/> PV-KBT4 </p> <p><input type="checkbox"/> PV-KST4 </p> <p><input type="checkbox"/> PV-ADBP4-S2 </p> <p><input type="checkbox"/> PV-ADSP4-S2 </p>
<p>MC4-EVO 3</p> <p><input type="checkbox"/> PV-PLS-B </p> <p><input type="checkbox"/> PV-PLS-S </p>			<p>MC4-EVO 3</p> <p><input type="checkbox"/> PV-PLS-B </p> <p><input type="checkbox"/> PV-PLS-S </p>
<p>Cable lug</p> <p><input type="checkbox"/> Ø <input type="text"/> </p> <p><input type="checkbox"/> Ø <input type="text"/> </p> <p>Isolation: <input type="checkbox"/> without <input type="checkbox"/> with</p>	<p>Sender</p> <p>Company _____</p> <p>_____</p> <p>Name _____</p> <p>_____</p> <p>Department _____</p> <p>_____</p> <p>Address _____</p> <p>_____</p> <p>_____</p> <p>Tel. _____</p> <p>_____</p> <p>Fax _____</p> <p>_____</p> <p>E-Mail _____</p> <p>_____</p> <p>Date _____</p> <p>_____</p> <p>Signature _____</p> <p>_____</p> <p>Other _____</p> <p>_____</p>		<p>Cable lug</p> <p><input type="checkbox"/> Ø <input type="text"/> </p> <p><input type="checkbox"/> Ø <input type="text"/> </p> <p>Isolation: <input type="checkbox"/> without <input type="checkbox"/> with</p>
<p>Partial stripping</p> <p><input type="checkbox"/> </p> <p>Length: <input type="text"/> (max. 45 mm)</p>			<p>Partial stripping</p> <p><input type="checkbox"/> </p> <p>Length: <input type="text"/> (max. 45 mm)</p>
<p>Not stripped</p> <p><input type="checkbox"/> </p>			<p>Not stripped</p> <p><input type="checkbox"/> </p>
<p>Other</p> <p><input type="text"/></p>			<p>Other</p> <p><input type="text"/></p>

www Interactive Form: www.multi-contact.com
> Downloads > Online Forms

Branch cable lead PV-K/BC...

<input type="text"/>	Quantity	<input type="checkbox"/>	Order	<input type="checkbox"/>	Quotation	<input type="text"/>	Reference
----------------------	-----------------	--------------------------	--------------	--------------------------	------------------	----------------------	------------------

4a Beginning of main lead

cm (min. 25 cm, max. 1000 cm)
(MC4: min. 28 cm, max. 1000 cm)

2 Overall length m (min. 0,56 m max. 100 m)

4b Length of intermediate sections (min. 25 cm)¹⁾

1	2	3	4	5	6	7	8
16	17	18	19	20	21	22	23

1 Cross section main cable/branch cables

A 4 mm²/4 mm²
 B 6 mm²/2,5 mm²

3 Length of branches cm (min. 25 cm, max. 120 cm)

6 Beginning of main lead

- S3** PV-KST3
- B3** PV-KBT3
- S4** PV-KST4
- B4** PV-KBT4
- 00** Not stripped (straight cut)
- mm** Indicate length to be stripped
- X** Customer-specific fabrication

5 Number of branches (max. 80)

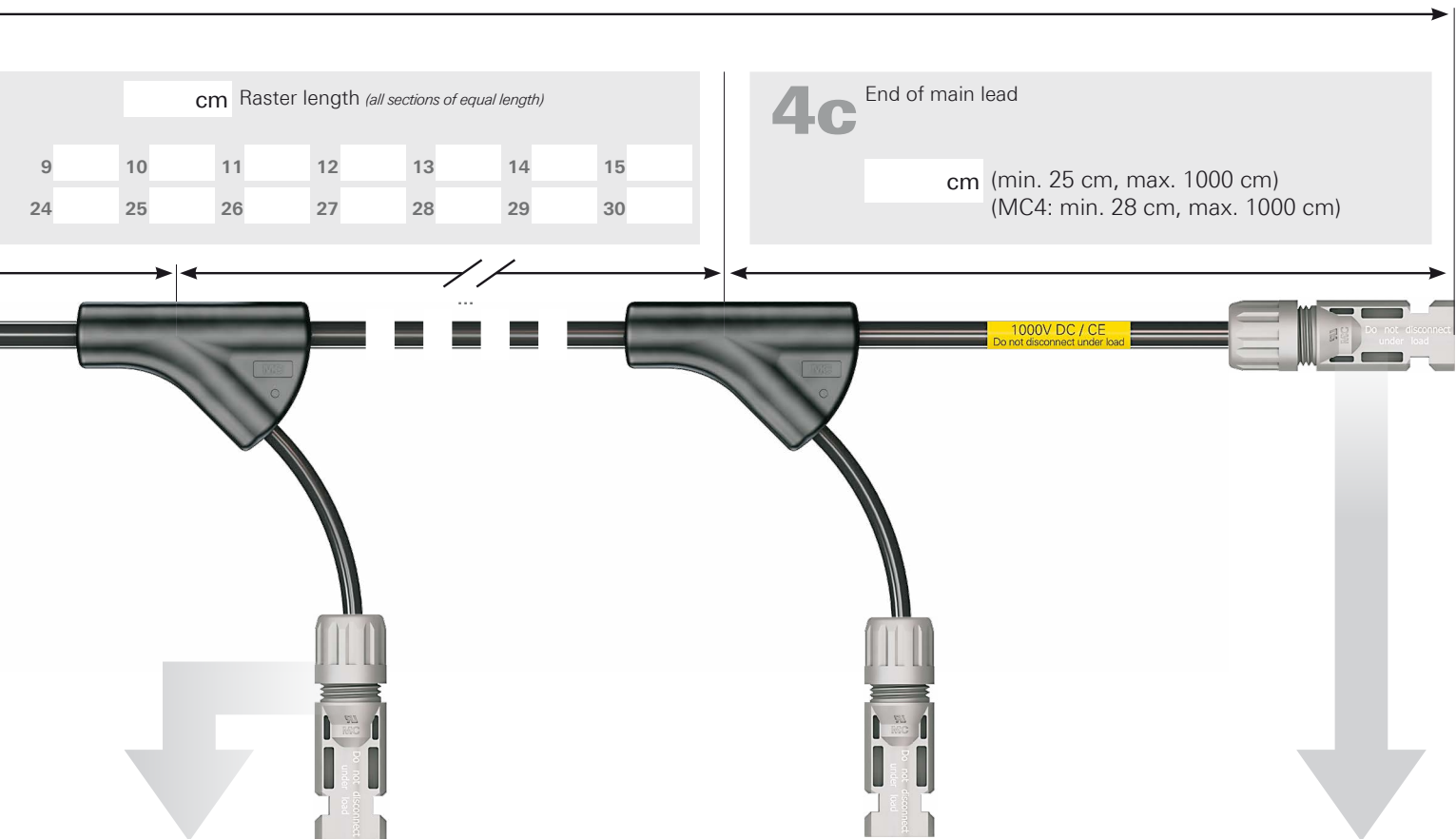
9 Sealing caps (for all plug connectors)

Y with
 N without

www Interactive Form: www.multi-contact.com
> Downloads > Online Forms

To determine your article designation, please fill in boxes 1 – 9.
After sending in this order form you will receive an approval sketch for your definitive order.

PV-K/BC- - / - **X** - - / / -



7 Termination of branches

	<input type="text" value="S3"/>	PV-KST3
	<input type="text" value="B3"/>	PV-KBT3
	<input type="text" value="S4"/>	PV-KST4
	<input type="text" value="B4"/>	PV-KBT4
	<input type="text" value="S5"/>	PV-PLS-S
	<input type="text" value="B5"/>	PV-PLS-B
	<input type="text" value="00"/>	Not stripped (straight cut)
	<input type="text" value="mm"/>	Indicate length to be stripped
<input type="text" value="X"/>		Customer-specific fabrication

End of main lead **8**

PV-KST3	<input type="text" value="S3"/>	
PV-KBT3	<input type="text" value="B3"/>	
PV-KST4	<input type="text" value="S4"/>	
PV-KBT4	<input type="text" value="B4"/>	
Not stripped (straight cut)	<input type="text" value="00"/>	
Indicate length to be stripped	<input type="text" value="mm"/>	
Customer-specific fabrication	<input type="text" value="X"/>	

¹⁾ For more than 30 sections with individual lengths, please fill in an additional table.

Headquarters:**Multi-Contact AG**

Stockbrunnenrain 8
CH – 4123 Allschwil
Tel. +41/61/306 55 55
Fax +41/61/306 55 56
mail basel@multi-contact.com
www.multi-contact.com

Multi-Contact Deutschland GmbH

Hegenheimer Straße 19
Postfach 1606
DE – 79551 Weil am Rhein
Tel. +49/76 21/6 67 - 0
Fax +49/76 21/6 67 - 100
mail weil@multi-contact.com

Multi-Contact Essen GmbH

Westendstraße 10
Postfach 10 25 27
DE – 45025 Essen
Tel. +49/2 01/8 31 05 - 0
Fax +49/2 01/8 31 05 - 99
mail essen@multi-contact.com

Multi-Contact France SAS

4 rue de l'Industrie
BP 37
FR – 68221 Héisingue Cedex
Tel. +33/3/89 67 65 70
Fax +33/3/89 69 27 96
mail france@multi-contact.com

Multi-Contact USA

100 Market Street
US – Windsor, CA 95492
Tel. +1/707/838 - 0530
Fax +1/707/838 - 2474
mail usa@multi-contact.com
www.multi-contact-usa.com

Multi-Contact**Handelsges.m.b.H. Austria**

Hauptplatz 3b
AT – 3452 Heiligeneich
Tel. +43/2275/56 56
Fax +43/2275/56 56 4
mail austria@multi-contact.com

Multi-Contact Benelux

c/o Stäubli Benelux N.V.
Meensesteenweg 407-409
BE – 8501 Bissegem
Tel. +32/56 36 41 00
Fax +32/56 36 41 10
mail benelux@multi-contact.com

Multi-Contact Czech

c/o Stäubli Systems, s.r.o.
Hradecká 536
CZ – 53009 Pardubice
Tel. +420/466/616 126
Fax +420/466/616 127
mail connectors.cz@staubli.com

Multi-Contact Española**c/o Stäubli Española S.A.**

C/Reina Elionor 178, 1º
ES – 08205 Sabadell
Tel. +34/93/720 65 50
Fax +34/93/712 42 56
mail spain@multi-contact.com

Multi-Contact (UK) Ltd.

Multi-Contact House
Presley Way, Crownhill, Milton Keynes
GB – Buckinghamshire MK8 0ES
Tel. +44/1908 26 55 44
Fax +44/1908 26 20 80
mail uk@multi-contact.com

Multi-Contact Italia

c/o Stäubli Italia S.p.A.
Via Rivera, 55
IT – 20841 Carate Brianza (MB)
Tel. +39/0362/94 45 01
Fax +39/0362/94 43 82
mail italy@multi-contact.com

Multi-Contact Portugal

c/o Stäubli Portugal
Representações Lda
Via Central de Milheirós, 171-A
PT – 4475-330 Milheirós/Maia
Tel. +351/229 783 950
Fax +351/229 783 958
mail portugal@multi-contact.com

Multi-Contact Türkiye

c/o Stäubli Sanayi Makine ve
Aksesuarları Ticaret Ltd. Şti.
Atatürk Mahallesi, Marmara
Sanayi Sitesi, B Blok No: 28 İkitelli
TR – 34306 İstanbul
Tel. +90/212/472 13 00
Fax +90/212/472 12 30
mail turkey@multi-contact.com

Multi-Contact Russia

OOO STAUBLI RUS
ul.Startovaya 8a
RU – 196210 Saint Petersburg
Tel. + 7 812 334 46 30
Fax + 7 812 334 46 36
mail russia@multi-contact.com
www.multi-contact-russia.ru

Multi-Contact Brazil

c/o Stäubli Comércio, Importação,
Exportação e Representações Ltda.
Rua Henri Dunant, 137 - Conj. D
BR – 04709-110 São Paulo
Tel. +55/11/2348 7400
Fax +55/11/5181 8334
mail brazil@multi-contact.com

Multi-Contact China

c/o Stäubli Mechatronic Co., Ltd.
Hangzhou Economic and
Technological Development Zone
No. 123 Weiken Street
CN – 310018 Hangzhou
Tel. +86/400 66 700 66
Fax +86/571/86 91 25 22
mail hangzhou@staubli.com

Multi-Contact Hongkong

c/o Stäubli (H.K.) Ltd.
Room A1, 33/F, TML Tower,
3 Hoi Shing Road, Tsuen Wan
HK – Hong Kong
Tel. +852/2366 0660
Fax +852/2311 4677
mail connectors.hk@staubli.com

Multi-Contact Taiwan

c/o Stäubli (H.K.) Ltd.
Taiwan Branch
6/F-3, No. 21, Lane 583
Ruiguang Road, Neihu Dist.
TW – Taipei City 11466
Tel. +886/2/8797 7795
Fax +886/2/8797 8895
mail connectors.tw@staubli.com

Multi-Contact India

c/o Stäubli Tec Systems India Pvt Ltd
Stäubli House
Plot No° 55, Road No° 15 / 17
M.I.D.C. Industrial Area Andheri (East)
IND – 400093 Mumbai
Tel. +91/22/282 39 343 - 345
Fax +91/22/282 35 484
mail india@multi-contact.com

Multi-Contact Korea

c/o Stäubli Korea Co., Ltd.
2F, DCCI, 107-2,
Shincheon-dong, Dong-gu,
ROK – 701-702 Daegu
Tel. +82/53/753/0075
Fax +82/53/753/0072
mail korea@multi-contact.com


Multi-Contact

(South East Asia) Pte. Ltd.
215 Henderson Road #01-02
Henderson Industrial Park
SG – Singapore 159554
Tel. +65/626 609 00
Fax +65/626 610 66
mail singapore@multi-contact.com

Multi-Contact (Thailand) Co., Ltd.

160/865-866 Silom Road
ITF-Silom Palace 33rd Floor
Suriyawong, Bangrak
TH – Bangkok 10500
Tel. +66/2/266 78 79; 268 08 04
Fax +66/2/267 76 80
mail thailand@multi-contact.com

Your Multi-Contact representative:



**More about our
photovoltaic products:**

Solarline

Catalogue MC3 & MC4

www.multi-contact.com